

Student Guidelines for Successful

Video Calls

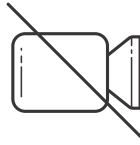


1




Mute your mic if you're not speaking.

2



Turn the camera off if there are many people on the video conference.

3



Students in Kindergarten to grade 3 must have a family member present during a video conference.

4




Dress the same way that you would for school.

5



Use private chat function only to discuss learning opportunities with teachers and with other students.

6




Use the blur background function to avoid people seeing private activities.

7



If you feel uncomfortable for any reason, STOP the video call and report it to a trusted adult.

8



Only participate in video conferences with people that you know, such as your teacher or educational assistant.



Video conferencing must not be used for:

- any activity that is against the law
- any activity that violates the privacy of others
- any activity that could cause upset or anxiety

Do not create or send any material online that is:

- offensive, obscene, or indecent
- is a put down
- has the intent to deceive
- infringes the copyright of another person

Remember!
Anything shared
online is public
and permanent

