



Capilano Elementary

Weekly Reminders – March 14, 2024



Spring Break Reminder

March 18th until April 1st – **SCHOOL CLOSED**
School re-opens on Tuesday, April 2nd 2024



Have a relaxing and enjoyable spring break!

- from the Capilano School Office

IMPORTANT INFORMATION

Attendance - Please ensure to inform the office if your student will be absent, coming in late or leaving early by;

- emailing capilano@sd44.ca
- using the [SafeArrival](#) system, or
- calling (604) 903-3370, press '2' at any time to reach the absent line
**checked frequently.*

You don't have to wait until the day of the absence to report it if you know ahead of time.

Please provide the first and last name of your student, grade, and division, if known. It is always a good idea to let your student's classroom teacher know, however the office enters excused absences.

Term 2 Written Learning Updates -



Term 2 Written Learning Updates (Report Cards) have been published on the MyEducation Parent Portal. Please visit the North Vancouver School District website at: [MyEducation BC Portal Tips and Resources](#) for information, instructions and a video on how to access your student(s) Term 2 Written Learning Updates. Also, attached below you will find informational documents on How to use the Parent Portal, How to Reset your Passwords, and Tips and Troubleshooting for the MyEd system.



Ready, Set, Learn –Inviting all 3-5 year olds, not yet in Kindergarten, to come learn and discover through play!

Children between the ages of 3-5 years and their families are invited to attend one of the North Vancouver School District's Ready, Set, Learn events! **Please see the attached flyer for the event schedule.**

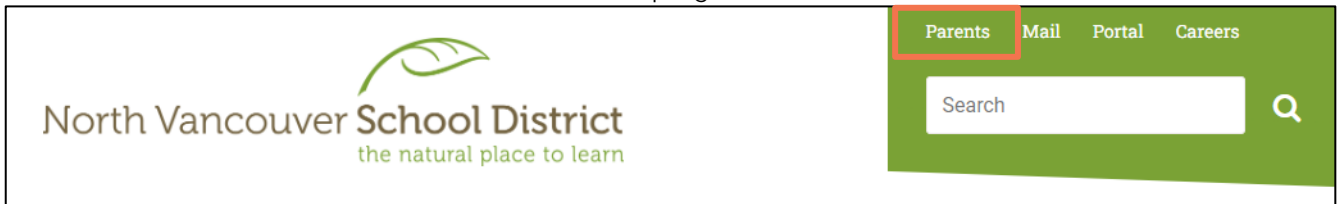
The theme for 2024 is Learn, Play, and Discover: Discovery through play is integral to well-being and learning. The events will involve learning and play stations that align with the Ministry of Education and Child Care's Early Learning Framework.

MyEducation BC

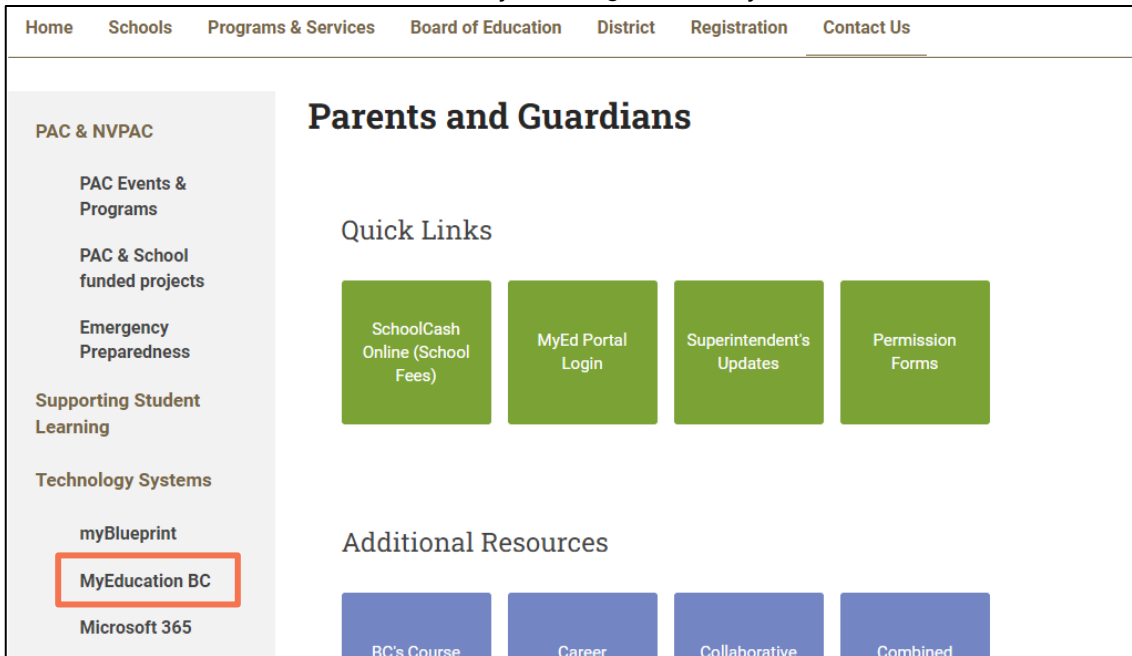
How to Use the Parent Portal

In the Family Portal, parents and guardians with an account can view, save, and print their child(s) Learning Updates.

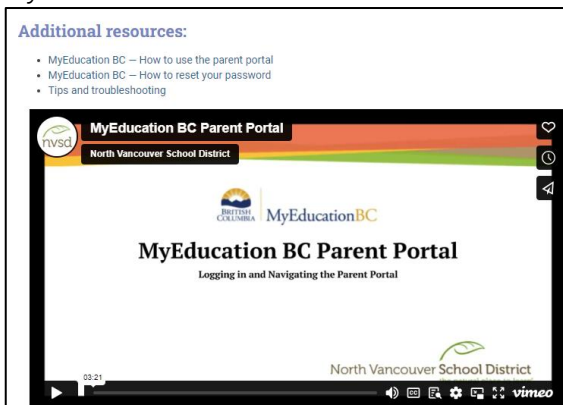
Go to sd44.ca then click the *Parents* link in the top right.



An instructional video can be found by clicking on the MyEducation BC link on the left-side panel.




Scroll to the bottom of the webpage to *Additional resources* to find printable instructions and a *MyEducation BC Parent Portal* instructional video.



Parent accounts will be created on the 1st and 15th of each month for parents and guardians that have provided an email address to the school. Your Login ID and a temporary password will be sent to the email address provided.

See below for a sample of the email sent by the system:

Note: *sysadmin@myeducation.gov.bc.ca* is the MyEducation system email address - do not delete this email when it arrives. If you do not receive the email, check your Trash/Junk/Spam folders in case it was redirected.

 Fri 2023-12-01 10:08 AM

sysadmin@myeducation.gov.bc.ca

Welcome to the North Vancouver Parent Portal

To ■ Maria Adducci

Welcome to the North Vancouver MyEducation BC PARENT PORTAL which will allow access to see grades, attendance and other information on your child(ren). Each parent or guardian will have their own separate account.

To Access the MyEducation BC System

1. Visit <https://www.myeducation.gov.bc.ca/aspen>
2. Make sure popups are enabled for your browser
3. Your user name will be: mariaadducci@fakeemail.com
4. Your temporary password will be: FRAIL658query

NOTE: Both user name and password are case sensitive

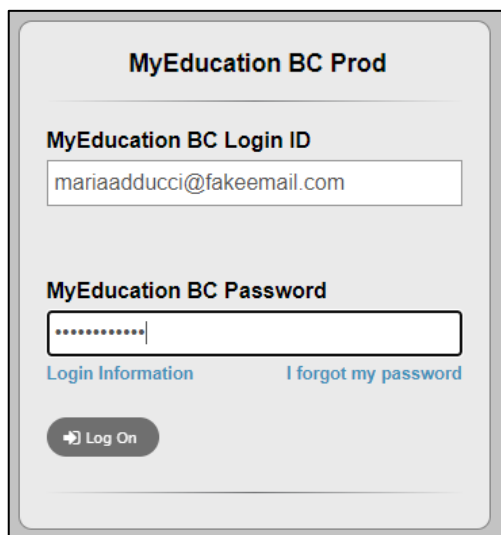
5. Enter your user name and password then click Log On to access the system. You will be prompted to change your password, and fill out some information so that in the future you can click "I forgot my password" to receive a new password.

Once inside the MyEducation BC system you can navigate around to view information for your student(s).

*** Please do not reply to this generated email.

Popups should be enabled for some features of the site to work properly.

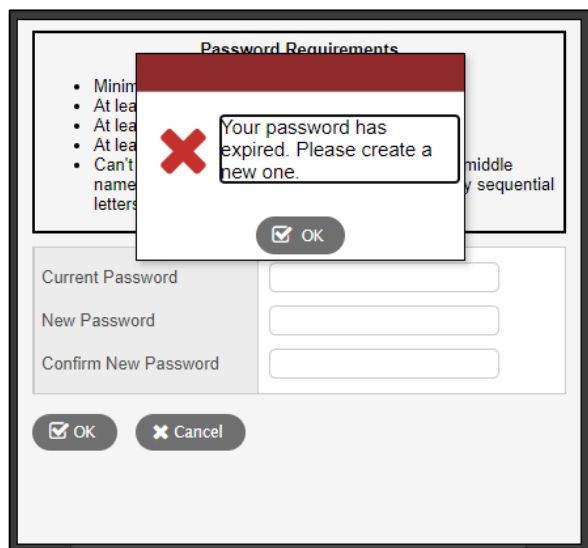
When you log in for the first time, you will be prompted to change your password and set up a security question. It is important to remember the answer to your security question, as it will allow you to reset your password if you forget it.



The Login ID and Password can be found in the email sent by the system when the account is created.

Note: If a MyEd account with this Login ID already exists in the system, the system will add a number to the end. (e.g. mariaadducci@fakeemail.com2)

This often happens when a parent has children in different school districts, as accounts are created for each district. OR, if both parents/guardians want to use the same email. (If this is the case, we suggest that only one parent has the email entered, so only one parent account is created.) If this happens and you believe it to be in error, please contact your child's school.



You will be prompted to change your password. Click OK to clear the warning and view the password requirements.

Your *Current password* is the temporary password sent to you in the email.

Then, enter and confirm your new password in the fields provided.

Security Preferences Update

To enable self serve password recovery, please provide the following information

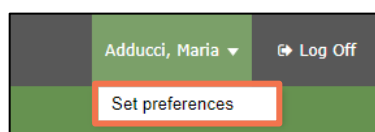
Primary email	<input type="text" value="mariaadducci@fakeemail.com"/>
Security question	<input type="text" value="What city did your mother grow up in?"/>
Security answer	<input type="text" value="....."/>
Confirm answer	<input type="text" value="....."/>

Choose a security question and answer that you will remember – the answer is case sensitive.

If you wish to change the Primary email, please contact your child's school.

Changing your primary email will also change your Login ID.

Once logged in, click your name in the top right corner, then click "Set Preferences". Ensure the *Default Locale* is set to **Canada**.



General Security Communication

Default locale

Auto-save interval (minutes)

Disable User-defined Help

List Options

Records per page

Show lower page controls

Warn on save

In the security tab of the preferences pop up, you can change your password and your security question whenever you feel you need to.

General **Security** Communication

Primary email

Alternate email

Google Docs email

Security question

Security answer

Confirm answer

MyEducation BC Password [Change](#)

DO NOT:
Enter anything into the Alternate email field.

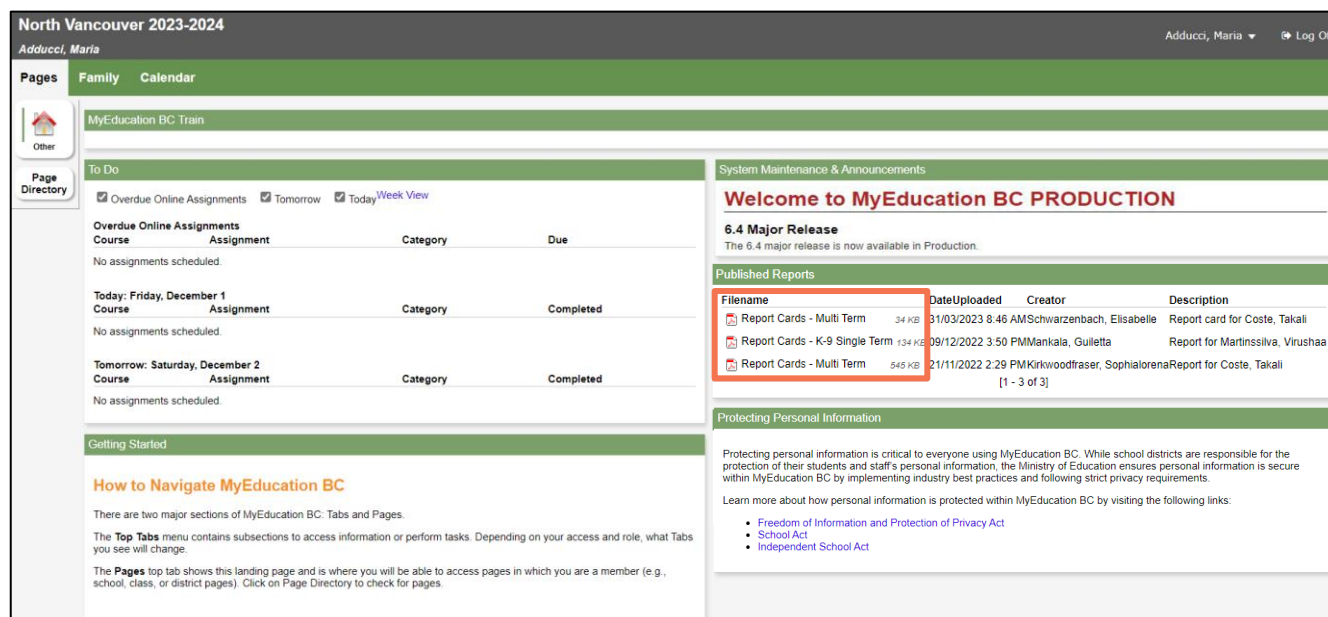
DO NOT:
Add Google Access

Navigation

You will be on the *Pages* Top Tab every time you log in. On this tab, there are notices about upcoming system outages and other information related to the system.

Learning Updates will be listed under the “Published Reports” section on the right side. If you do not see a report card that should be there, please contact the school directly.

Click on the report card name to open it in PDF format. When opened, you can save a copy to your computer and/or print them for your records.



North Vancouver 2023-2024
Adducci, Maria Adducci, Maria ▾ Log Off

Pages Family Calendar

MyEducation BC Train

To Do
 Overdue Online Assignments Tomorrow Today [Week View](#)

Overdue Online Assignments

Course	Assignment	Category	Due
No assignments scheduled.			

Today: Friday, December 1

Course	Assignment	Category	Completed
No assignments scheduled.			

Tomorrow: Saturday, December 2

Course	Assignment	Category	Completed
No assignments scheduled.			

Published Reports

Filename	DateUploaded	Creator	Description
Report Cards - Multi Term 34 KB	31/03/2023 8:46 AM	Schwarzenbach, Elisabeth	Report card for Coste, Takali
Report Cards - K-9 Single Term 134 KB	09/12/2022 3:50 PM	Mankalia, Guiletta	Report for Martinsilva, Virushaa
Report Cards - Multi Term 545 KB	21/11/2022 2:29 PM	Kirkwoodfraser, Sophialorena	Report for Coste, Takali

[1 - 3 of 3]

Protecting Personal Information

Protecting personal information is critical to everyone using MyEducation BC. While school districts are responsible for the protection of their students and staff's personal information, the Ministry of Education ensures personal information is secure within MyEducation BC by implementing industry best practices and following strict privacy requirements.

Learn more about how personal information is protected within MyEducation BC by visiting the following links:

- [Freedom of Information and Protection of Privacy Act](#)
- [School Act](#)
- [Independent School Act](#)

Getting Started

How to Navigate MyEducation BC

There are two major sections of MyEducation BC: Tabs and Pages.

The **Top Tabs** menu contains subsections to access information or perform tasks. Depending on your access and role, what Tabs you see will change.

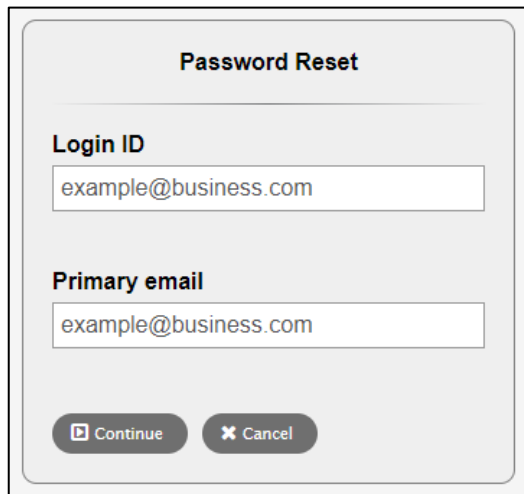
The **Pages** top tab shows this landing page and is where you will be able to access pages in which you are a member (e.g., school, class, or district pages). Click on Page Directory to check for pages.

Parent accounts are enabled by the end of September, and disabled July 31st.

MyEducation BC

How to reset your password

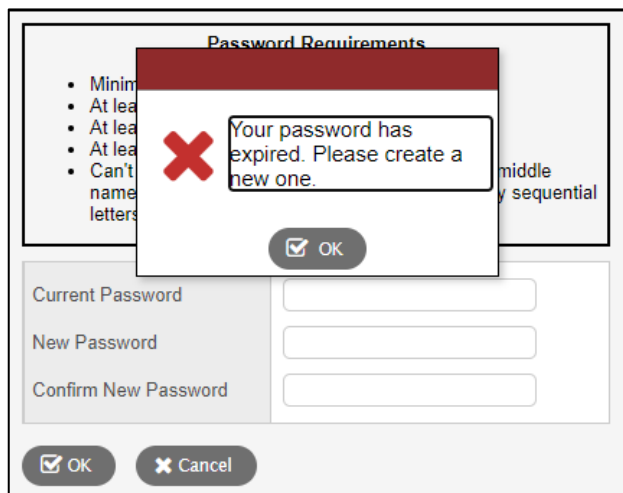
1. Go to <https://www.myeducation.gov.bc.ca/aspen/logon.do>
2. Click "I forgot my password"
3. Enter your Login ID and your Primary email (which usually is the same as your Login ID), then click **Continue**



The screenshot shows a "Password Reset" form with two input fields. The first field is labeled "Login ID" and contains the text "example@business.com". The second field is labeled "Primary email" and also contains "example@business.com". At the bottom of the form are two buttons: "Continue" with a right-pointing arrow icon and "Cancel" with a close (X) icon.

NOTE:
If you have not set up your security question, or have forgotten the answer, you will not be able to reset your password using the "I forgot my password" link. Please contact your child's school to have your password reset.

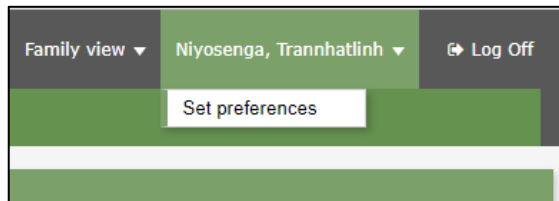
4. Answer the security question (See **NOTE**) then Click **Submit**
5. An email will be sent to you from sysadmin@myeducation.gov.bc.ca with a temporary password
6. After you log in with the temporary password, you will be prompted to create a new password
7. Enter your current password (the temporary password you just received), then enter a new password and confirm the new password



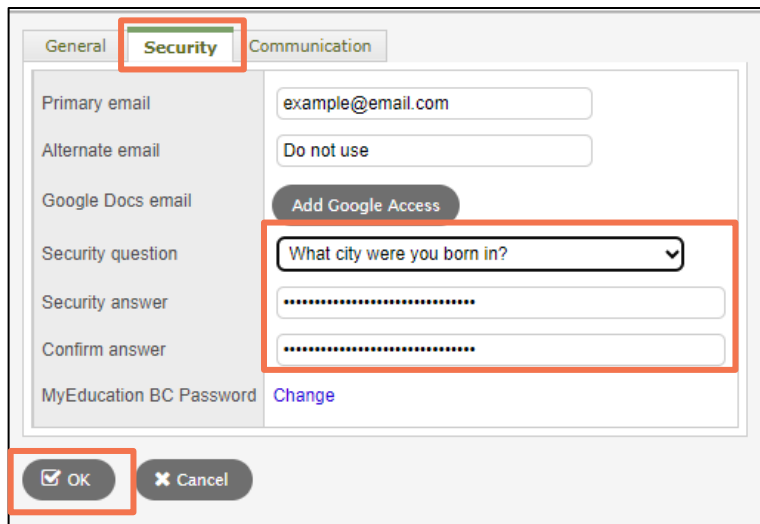
The screenshot shows a "Password Requirements" dialog box with a red header and a red X icon. The message inside says "Your password has expired. Please create a new one." Below the message is an "OK" button. In the background, a form is visible with fields for "Current Password", "New Password", and "Confirm New Password". To the left of the dialog box, there is a list of requirements: "• Minimum", "• At least", "• At least", "• At least", and "• Can't contain name letters". To the right, there is a requirement: "middle sequential". At the bottom of the form are "OK" and "Cancel" buttons.

How to set up your security question:

After logging in, click your name in the top right corner



1. Click on *Set preferences*



2. Click the *Security* tab on the window that pops up

3. Select a security question and enter your answer

4. Click *OK*

MyEducation BC

Login Tips and Troubleshooting for parents

1. Do not search the internet for the login page, use this one:
<https://myeducation.gov.bc.ca/aspn/logon.do>

Please bookmark this link, and/or make a desktop shortcut. Search results may return the MyEducation BC Test website (SDTest), which you will not be able to log into.

2. Your Login ID is provided to you by email, and will be sent from sysadmin@myeducation.gov.bc.ca to the email address you have given to the school. Contact the school if you wish to change your email.
3. Do not copy/paste the password – this sometimes adds a space. The password is case sensitive. If you forget your password, click on “I forgot my password” and you will be emailed a new temporary password.
4. Criteria to reset must be followed:
 - 8 minimum, 14 maximum characters
 - 1 capital letter, 1 lowercase letter
 - 1 number
 - 1 special character - !, @, #, \$, etc.
 - Your password cannot contain, first name, middle name, last name, date of birth, personal ID or sequential letters or numbers
5. Ten unsuccessful log-in attempts will disable your account. If this happens, you will have to contact the school for it to be re-enabled. There will be no staff in schools after Mid-July, as well as during Spring Break and Winter Break - you will need to wait until school is back in session.
6. Passwords are good for 90 days, after which time you must create a new password.
7. If you have trouble logging in or viewing report cards, try another web browser such as Edge or Firefox. If you use a mobile device, try a regular computer.
8. If you login and do not see a report card, it may be because you have logged in before the report card is published. Typically, the school posts the date they will publish, and you will receive an email notifying you that report cards have been published. If after that date you do not see the report card, contact the school directly.
9. If you have any issues, please report them to the school office, and they will report the issues to the district ICT department.

Ready, Set, Learn

Inviting all 3-5 year olds, not yet in Kindergarten, to come learn and discover through play!

Children between the ages of 3-5 years and their families are invited to attend one of the North Vancouver School District's Ready, Set, Learn events.

The theme for 2024 is **Learn, Play, Discover: Discovery through play is integral to well-being and learning.** The events will involve learning and play stations that align with the Ministry of Education and Child Care's Early Learning Framework.

Ready, Set, Learn events provide a fun, family-oriented atmosphere with the intention of supporting preschool-aged children prepare for their eventual transition to Kindergarten.

These events are a wonderful way for families to establish positive connections with schools and early learning community partners.



2024 EVENT SCHEDULE

Location	Date	Time	RSVP to:
Education Services Centre (2121 Lonsdale Avenue)	April 3	9:30 to 11:30 a.m.	No RSVP needed
Blueridge Elementary	April 11	11 a.m. to 12 p.m.	blueridge@sd44.ca
Lynnmour Xá7elcha Elementary	April 15	Session A: 9 to 10 a.m. Session B: 10:15 to 11:15 a.m.	lynnmour@sd44.ca
Highlands Elementary	April 24	10:45 to 11:45 a.m.	highlands@sd44.ca
Norgate Xwemélch'stn Elementary	April 30	11 a.m. to 12 p.m.	norgate@sd44.ca
Brooksbank Elementary	May 2	11 a.m. to 12 p.m.	brooksbank@sd44.ca
Cove Cliff Elementary	May 2	6 to 7 p.m.	ddudley@sd44.ca
Eastview Elementary	May 7	1 to 2 p.m.	eastview@sd44.ca
Canyon Heights Elementary	May 8	9 to 10:15 a.m.	canyonheights@sd44.ca
Westview Elementary	May 9	11 a.m. to 12 p.m.	westview@sd44.ca
Capilano Elementary	May 9	5 to 6 p.m.	capilano@sd44.ca
Carisbrooke Elementary	May 10	1:30 to 2:30 p.m.	carisbrooke@sd44.ca
École Dorothy Lynas Elementary	May 22	3:45 to 4:45 p.m.	dorothylynas@sd44.ca

Ready, Set, Learn events are free to families and are funded by the Ministry of Education and Child Care.

TO LEARN MORE: www.sd44.ca




 @nvsd44