



Important Information for secondary students and their families

What if there was a school emergency...?



Your first response might be to phone the school, or, if you couldn't reach anyone at the school, just get into your car and go...

BUT, is that the right thing to do?




Please read the enclosed information and talk to your teenagers to ensure you and the student(s) in your family respond appropriately and effectively to an emergency or disaster situation at the school.

Your informed and measured response will help the school to manage the emergency effectively and will assist the student release procedures that your school has put in place.

North Vancouver
School District
the natural place to learn™


Rev: August 2016





North Shore Schools Emergency Planning Program


Do's & Don'ts

Please...

 **DO NOT** phone the school following an emergency or disaster event. Telephone lines may be needed for emergency communications. Listen to the radio for information and updates.

 If you are at home, **DO** ensure your home is safe to return to with your son or daughter.

 **DO** walk to the school if possible; **DON'T** drive! Streets may be littered with debris. School access routes and street entrances must remain clear for emergency vehicles.



Family Emergency Preparedness



You need to be ready to care for your family and respond effectively after an emergency or disaster, whether at home, school or work.





Preparing ahead can reduce the fear, anxiety and loss that can accompany an emergency event.

Consider signing up for one of the North Shore's free emergency preparedness workshops. You will be better able to help family and friends, and the courses are **fun!** For more information on workshops, call the North Shore Emergency Management office (NSEM) at 778-338-6300 or check the website at www.nsem.info for course information.

NSEM
NORTH SHORE EMERGENCY MANAGEMENT

Talk to your kids

We strongly recommend that you speak to your son or daughter about the following:

-  That **their school has emergency plans** in place to ensure student safety immediately following an emergency or disaster event.
-  The potential risk of **gas leaks, downed “live” power lines, debris, etc.** which may make streets and roads impassable and therefore not safe for your son or daughter to attempt to walk home.
-  The **importance of remaining at the school** until given instructions by authorized school staff. Students will **NOT** be permitted to leave the school to pick up younger siblings at nearby schools.
-  The **importance of the student release procedures** at the school and that you and your son or daughter needs to follow the school student release procedures.

What is Student Release?

Student Release is the process a school follows to dismiss students in an emergency or disaster situation.

It may vary from a **“regular release”** (the day-to-day process that might be used in the event of a power failure) to an enhanced or **“controlled release”**, where there is a perceived moderate level of risk (e.g. fire, sudden death), students may be emotionally traumatized, and will therefore be individually signed out. In an extreme emergency such as an earthquake – the **“full scale emergency release”** of students will be done.

This last procedure involves signing students out, usually to a designated parent or guardian in a safe, controlled and managed process.



In the event of a **Full Scale Emergency** which poses the highest level of risk to students, the school will respond as follows:

- ✓ Students will not be permitted to leave the school grounds without first filling out a Student Release Information form consisting of the student's name, grade, destination address, time, name and signature of person(s) accompanying student (if applicable).
- ✓ The Student Release Information form will be kept on file.
- ✓ The student may be released to his or her own care or the care of others, only when the community is deemed to be safe and the student is considered to be not at risk.

Assessing the community as "safe" during a Full Scale Emergency shall be done in consultation with Emergency Responders and the School Board Emergency Operations Centre (EOC).

Students will not be released from the school unless it is deemed safe to do so.

These School District Student Release Procedures have been developed with your child's safety as the top priority.

For more information, contact the North Vancouver School District at 604-903-3444, or at www.sd44.ca.

