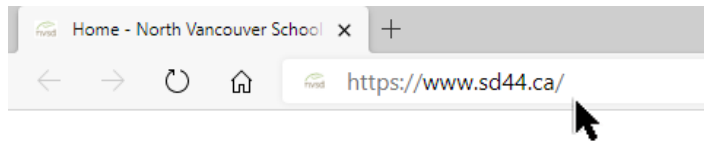


# Students – Scholantis

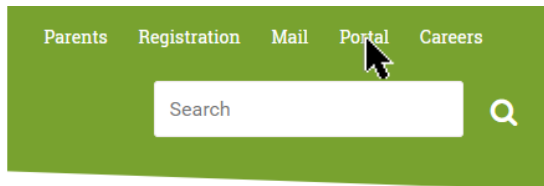
## Class Sites and Assignments

### Login to the SD44 Portal

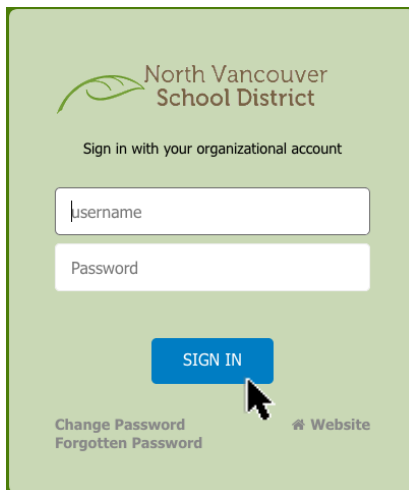
1. In any web browser, go to [www.sd44.ca](https://www.sd44.ca)



2. Click *Portal*.




3. Enter your student login ID & password. Click *Sign In*.  
(this is the same information used when logging into a computer)

A screenshot of the login page for the North Vancouver School District. The page has a light green background. At the top left is the logo for North Vancouver School District, which includes a stylized leaf. Below the logo is the text "North Vancouver School District". Underneath that is the instruction "Sign in with your organizational account". There are two input fields: "Username" and "Password". Below the input fields is a blue button with the text "SIGN IN". At the bottom left, there are links for "Change Password" and "Forgotten Password". At the bottom right, there is a link for "Website" with a small icon.

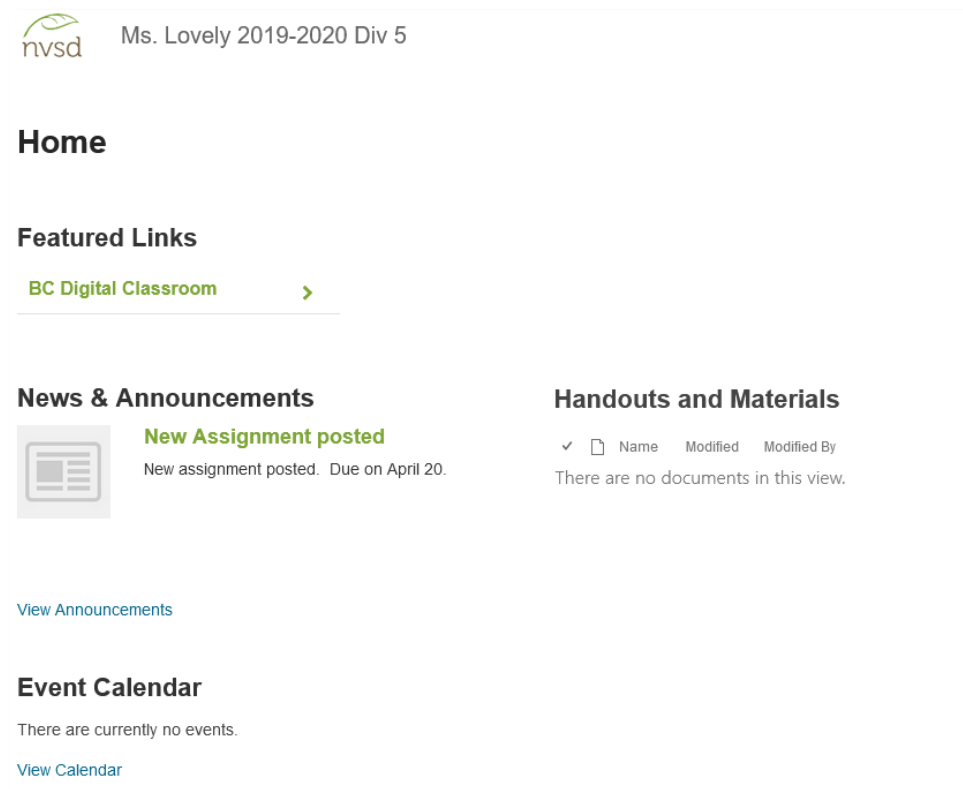
## Access Your Teacher's Class Site and Assignments

1. Click your teacher's class site under *Classes*.



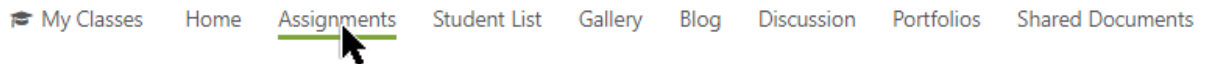
The screenshot shows the top navigation bar with the nvsd logo and links for Home, Home Drive, and School. Below this is a 'Classes' section with a search bar containing '(10)' and a magnifying glass icon. A class entry for 'Ms. Lovely 2019-2020 Div 5' is highlighted with a green header and a star icon. A mouse cursor is pointing at the class name. Below the class name, there is a section for 'CURRENT ASSIGNMENTS' listing 'Addition and Subtraction' (Due in 4 days) and '2019-2020 SACC' (Due in a month).

2. Check out information on the *Home* page.

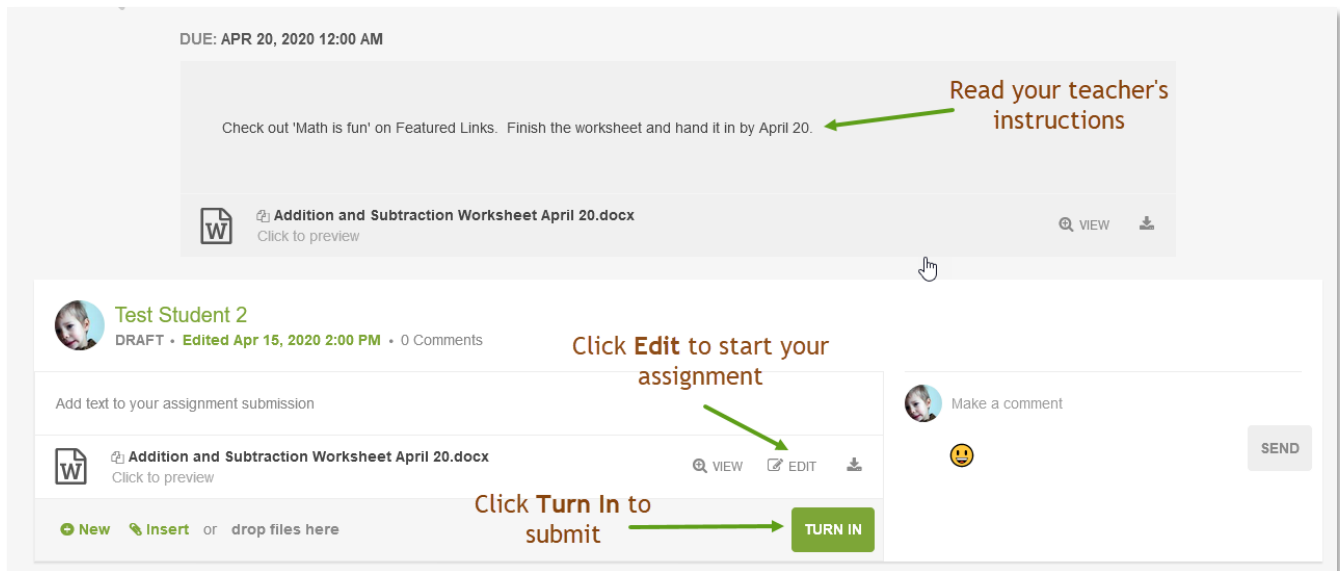
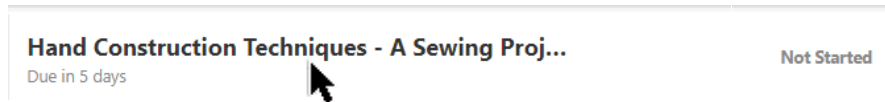


The screenshot shows the 'Home' page for the class 'Ms. Lovely 2019-2020 Div 5'. The page features a 'Home' section, a 'Featured Links' section with a link to 'BC Digital Classroom', a 'News & Announcements' section with a 'New Assignment posted' announcement (Due on April 20), and a 'Handouts and Materials' section with a table header (Name, Modified, Modified By) and a message 'There are no documents in this view.'. There is also an 'Event Calendar' section with a message 'There are currently no events.' and a 'View Calendar' link.

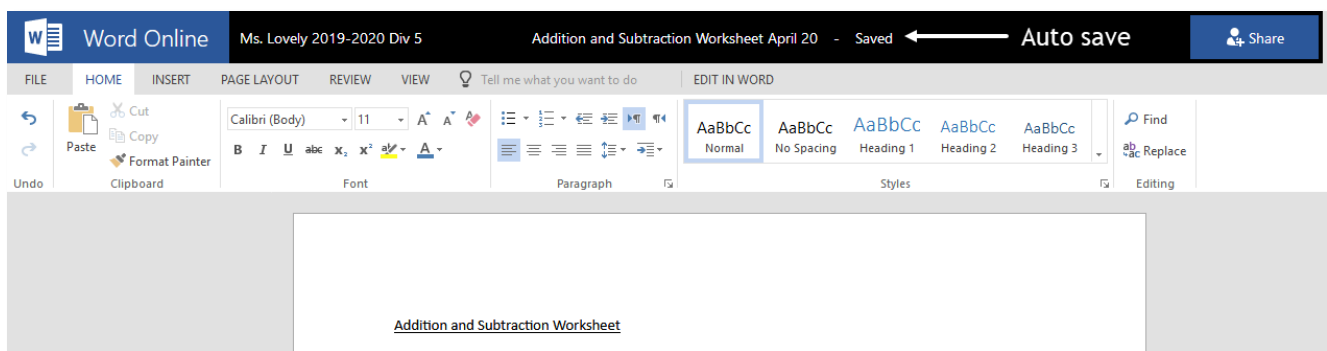
3. Click *Assignments* to see if you have any homework to do.



4. Click on the *Assignment* title.



5. Complete your assignment online. Document is automatically saved.



6. Close the browser tab when finished. Click *Turn in* to submit your work to your teacher.

7. You will see your grade after your teacher has graded your assessment.

My Classes Home Assignments Student List Gallery Blog Discussion Portfolios Shared Documents

CURRENT PAST

TITLE ▾ DUE ▴ ASSESSMENT ▾

---

**Connections to the Land** 3.5  
Due in a day

---

**Orange Drink Problem Solving - Math** Turned in  
Due in 2 days

---

**Hand Construction Techniques - A Sewing ...** Draft  
Due in 5 days

---