

Organization of Classes Report

2015/2016

Public Board Meeting
November 17, 2015

North Vancouver School District the natural place to learn



School Act requirements significantly changed in 2011

- Class size maximums retained
- District averages repealed
- No public reporting required
- Class size reports posted to the Ministry website

Staffing levels achieved in 2015/16

- Maintained staffing levels at 'add back' budget levels
- Variability arising from K increase and INTL (Secondary)
- Education Fund support to class size composition
- Elementary (12.75 FTE) Secondary (6.84 FTE)
- District (1.7 FTE) = Total (21.29 FTE)

Considerations for 2016/17 budget development

North Vancouver School District the natural place to learn



Elementary Classes

Kindergarten: including K/1 combined classes

Primary: Grades 1 to 3, including 3/4 combined classes

Intermediate: Grades 4 to 7

Class size maximums remain for Kindergarten and K/Gr. 1 combined classes (22), Primary and Gr. 3/4 combined classes (24). District averages are no longer in effect. These were (Kindergarten; < 19, Primary Grade 1 to 3; < 21, Grades 4 to 7; < 28, Grades 8 to 12; < 30.

Averages for these grade groupings have been provided for comparative purposes.

Grade(s)	2015/16	2014/15	Variance
Kindergarten (K & 1)	20.0	19.2	+ 0.8
Primary: Gr. 1 to 3 (3 & 4)	21.9	22.3	- 0.4
Intermediate: Gr. 4 to 7	27.3	27.1	+ 0.2



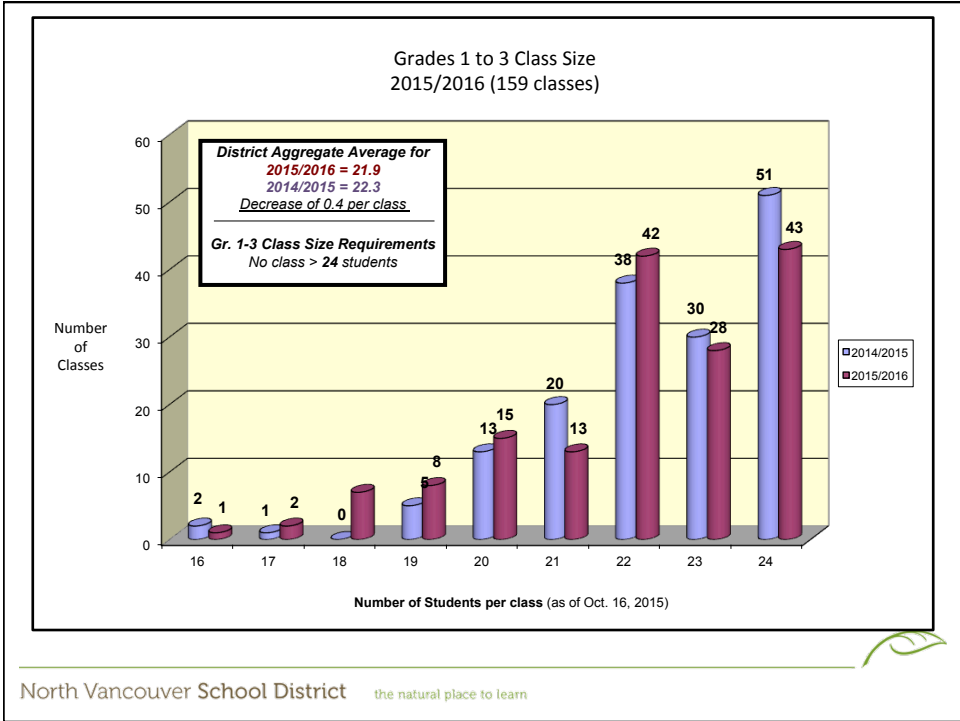
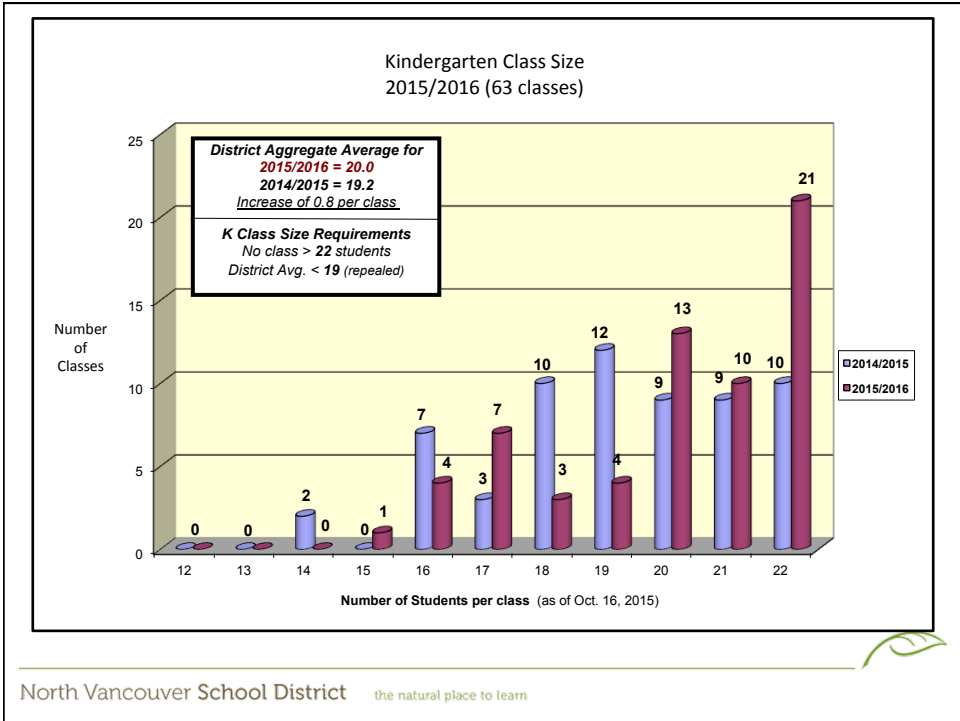
Organization of Classes Report

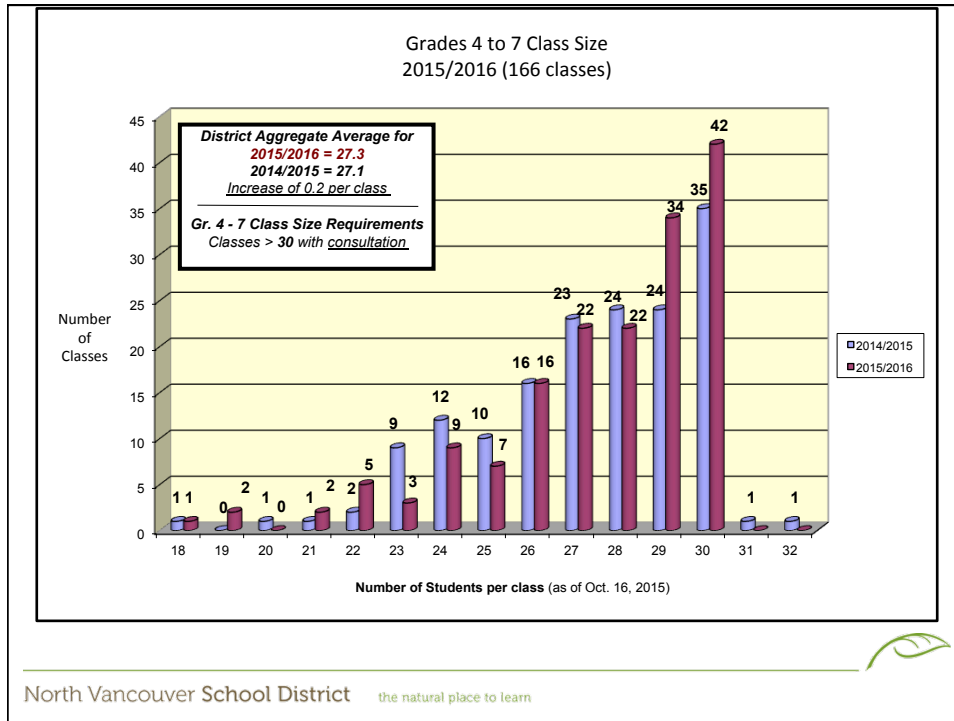
Elementary Classes > 30

No regular classes (divisions) in elementary schools exceed 30 students (two divisions in 2014/2015).

A total of seven band (6) and strings (1) classes in six different schools exceed 30 students. Four in 2014/15







Secondary Classes

- Increase in number of classes with more than 30 students, and in number of classes with 22 and fewer students compared to 2014/15
- **Blocks added through the Education Fund in advance of class organization – limited impact on class sizes, helped with balance**
- Little change in average class sizes
 24.4 in 2015/16, 24.3 in '14/15 - 24.5 in '13/14, 25.1 in '12/13

Secondary Classes > 30 - Compared to prior years
 Classes eligible for compensation

Secondary classes < 22, 22 - Compared to prior years
 Secondary classes < 22, 22 compared to classes > 30
 and compared to prior years

Secondary Classes > 30

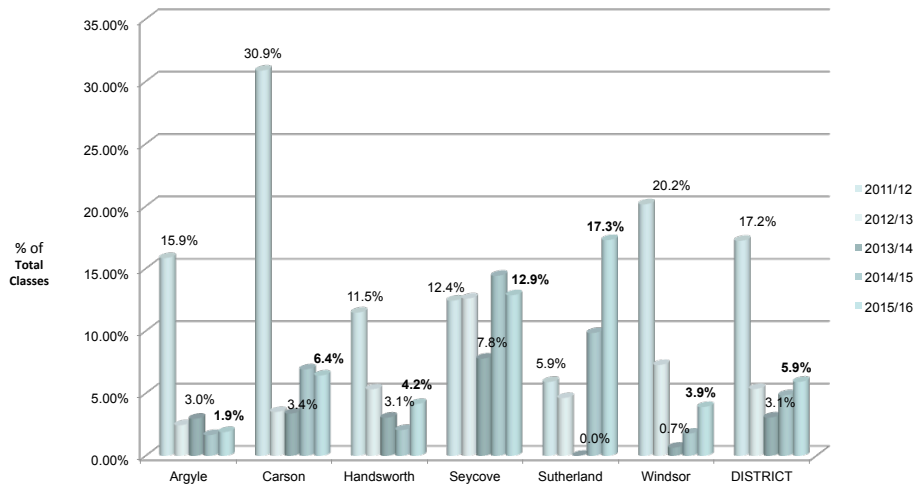
SCHOOL	Classes > 30 (of 2,010 total classes)								
	2011/ 2012	2012/ 2013	2013/ 2014	2014/ 2015	2015/ 2016	Variance Yr. to Yr.	14/15 Eligible for Compensation	15/16 Eligible for Compensation	Variance Yr. to Yr.
Argyle	77	11	13	7	8	1	0	2	2
Carson Graham	113	14	14	28	33	5	25	26	1
Handsworth	54	24	14	9	21	12	3	15	12
Seycove	32	29	18	25	26	1	16	21	5
Sutherland	9	7	0	13	23	10	11	20	9
Windsor	52	19	2	5	11	6	2	1	-1
	337	104	61	87	122	35	57	85	28

Classes that are ineligible for class size compensation include: a) adult or continuing education, b) distributed learning, c) alternate program, d) work study, or work experience, e) specialty academies, f) music classes including band, choir, instrumental music and orchestra, g) performing arts classes, including drama and dance, h) Planning 10, i) Board authorized leadership course.

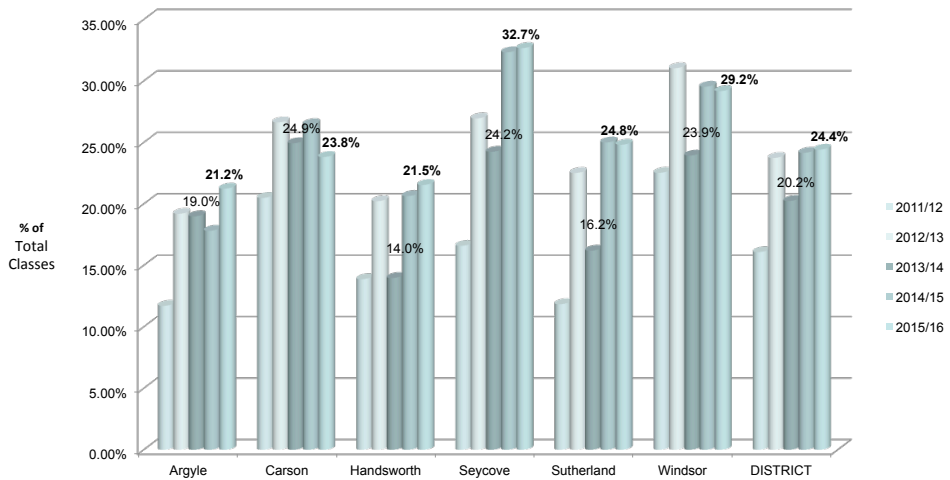
Secondary Class Size Comparison

% of classes > 30

2015/16 compared to '14/15, '13/14, '12/13, and 2011/12

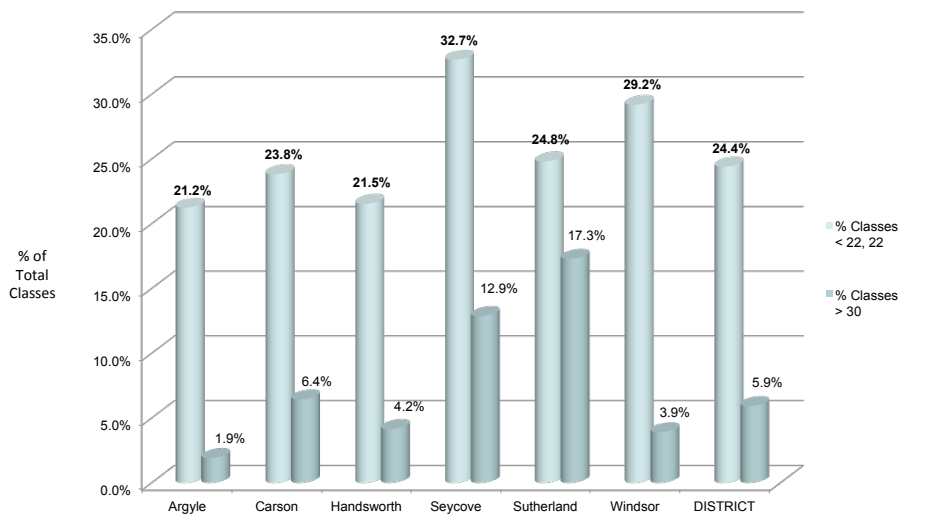


Secondary Class Size Comparison
 % of classes < 22, 22
 2015/16 compared to '14/15, '13/14, '12/13, and 2011/12



North Vancouver School District *the natural place to learn*

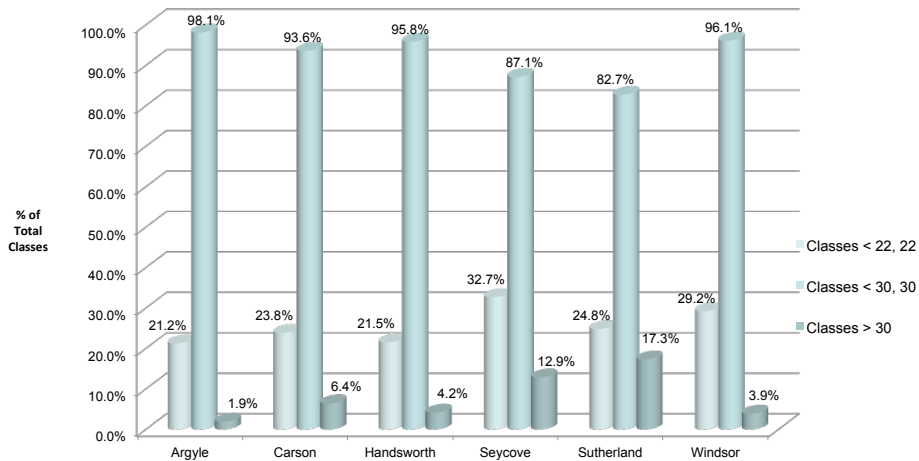
Secondary Class Size Comparison
 % of classes < 22, 22 compared to classes > 30



North Vancouver School District *the natural place to learn*

Secondary Class Size Comparison

% of classes <22, 22, < 30, 30, > 30
 Total is greater than 100%
 as Classes < 22, 22 are included in total < 30, 30



School Act requirements significantly changed in 2011

- Class size maximums retained
- District averages repealed
- No public reporting required
- Class size reports posted to the Ministry website

Staffing levels achieved in 2015/16

- Maintained staffing levels at 'add back' budget levels
- Variability arising from K increase and INTL (Secondary)
- Education Fund support to class size composition
- Elementary (12.75 FTE) Secondary (6.84 FTE)
- District (1.7 FTE) = Total (21.29 FTE)

Considerations for 2016/17 budget development