

MyEdBC - Parent Portal Assistance

NVSD Guide

Please login to: [MyEducation BC: Log On \(gov.bc.ca\)](https://myeducation.bc.ca)

- Please note that if this is the first time they login to the MyEdBC Portal – it is best practice *not* to use a Mobile device to set up the account
- Your login: (parent email address)
- Your temporary password will have been sent to you by sysadmin@myeducation.gov.bc.ca
(Example: 4 or 5 letters, 3 numbers, 4 or 5 letters - one set of letters will be UPPER CASE)
Hint: DO NOT copy and paste the password

A screen saying the password has expired will display –click the OK and enter the temporary password again as the “Current Password”.

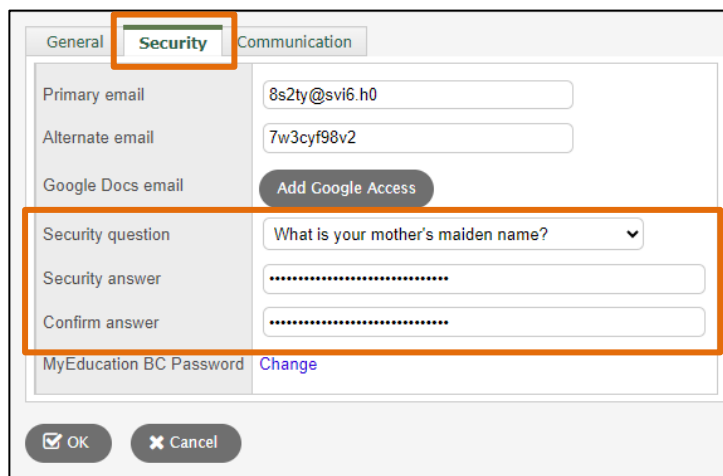
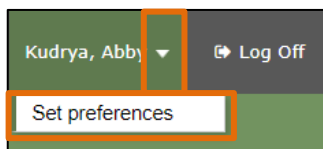
Then complete the request to create a new password and confirm the new password. (The requirements for password is shown on the screen.)

Security Question:

If the security question and answer have not been set up this will be the next step. Please note that the answer is “case sensitive”.

To set, or reset, this question and answer: Click the down arrow to the right of your name in the upper right of the screen – Click on “Set Preferences”, go to the “Security Tab”, select the question from the drop down menu and then enter your answer.

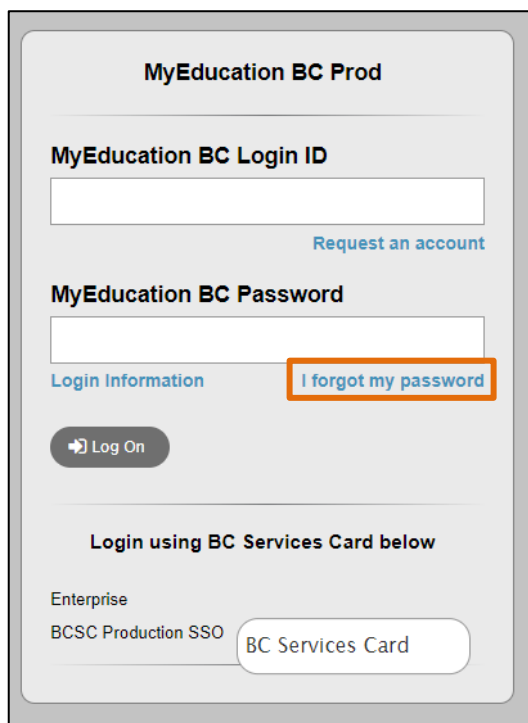
****DO NOT change your primary email, alternate email, or add Google Access****



Please note that the dots in the security question answer field are there to disguise the answer for security purposes.

This allows the user to access to the self-serve "I Forgot My Password" on the Login screen and be able to reset their own password.

Once the security question has been set up, the Parent/Guardian can use the "*I forgot my password*" link on the login page:



The system will ask for their email and then ask their security question. They will then receive an email with a temporary password.

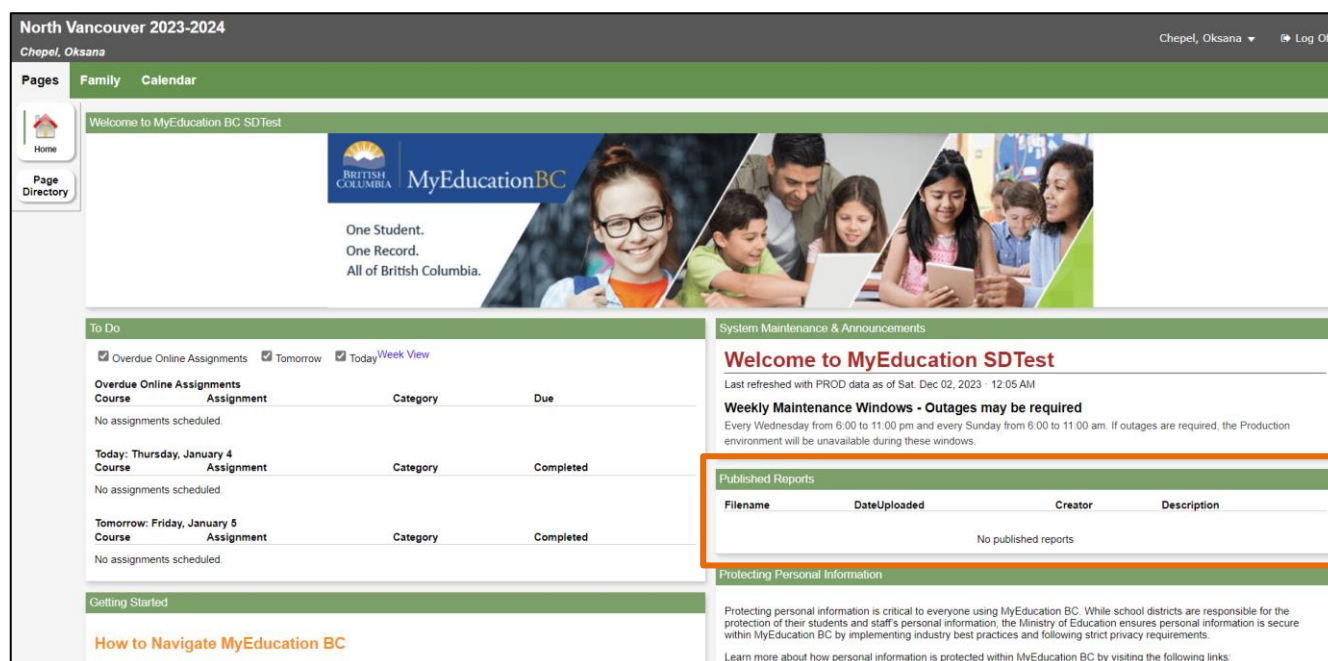
If for some reason the security question does not get answered correctly the School will have to reset the password.

Learning Updates

These will be in the “*Published Reports*” section on the right side of the screen. When the Learning Updates have been published, you can click on the link to view them.

Save a copy of the Learning Update to your computer, or print a copy for your personal files.

Learning Updates are only available to view or print until July 31st each school year.



North Vancouver 2023-2024
Chepel, Oksana

Pages Family Calendar

Welcome to MyEducation BC SDTest

BRITISH COLUMBIA MyEducationBC

One Student.
One Record.
All of British Columbia.

To Do

☒ Overdue Online Assignments ☒ Tomorrow ☒ Today [Week View](#)

Overdue Online Assignments

Course	Assignment	Category	Due
No assignments scheduled.			

Today: Thursday, January 4

Course	Assignment	Category	Completed
No assignments scheduled.			

Tomorrow: Friday, January 5

Course	Assignment	Category	Completed
No assignments scheduled.			

System Maintenance & Announcements

Welcome to MyEducation SDTest
Last refreshed with PROD data as of Sat, Dec 02, 2023 - 12:05 AM

Weekly Maintenance Windows - Outages may be required
Every Wednesday from 6:00 to 11:00 pm and every Sunday from 6:00 to 11:00 am. If outages are required, the Production environment will be unavailable during these windows.

Published Reports

Filename	DateUploaded	Creator	Description
No published reports			

Protecting Personal Information

Protecting personal information is critical to everyone using MyEducation BC. While school districts are responsible for the protection of their students and staff's personal information, the Ministry of Education ensures personal information is secure within MyEducation BC by implementing industry best practices and following strict privacy requirements.

Learn more about how personal information is protected within MyEducation BC by visiting the following links:

[How to Navigate MyEducation BC](#)