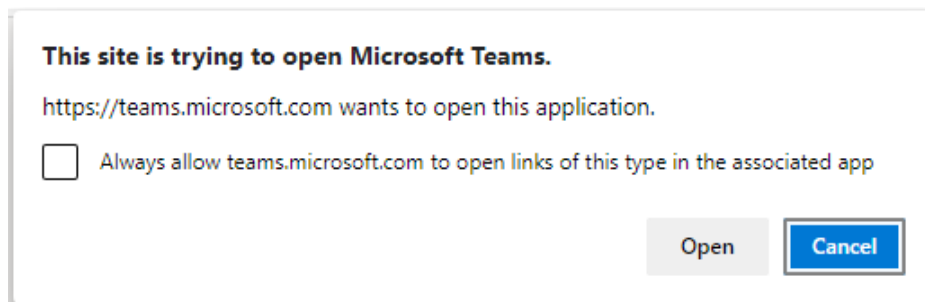


Join a Microsoft Teams Meeting

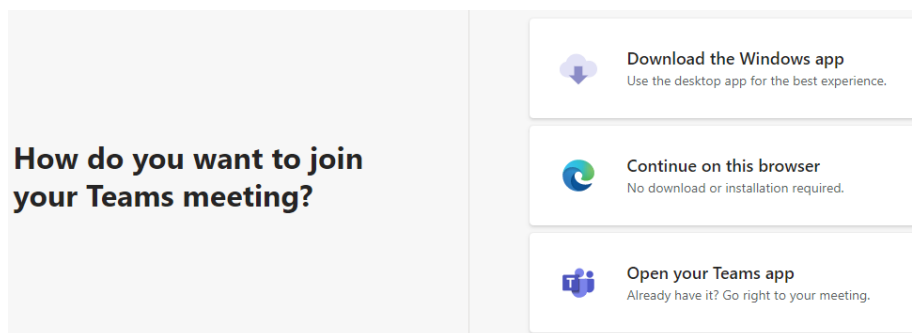
Microsoft Teams Meeting will be recorded

1. Click the Microsoft Teams Meeting link.
2. If you have Microsoft Teams installed on your computer, you have the choice to use the App or use the web browser.

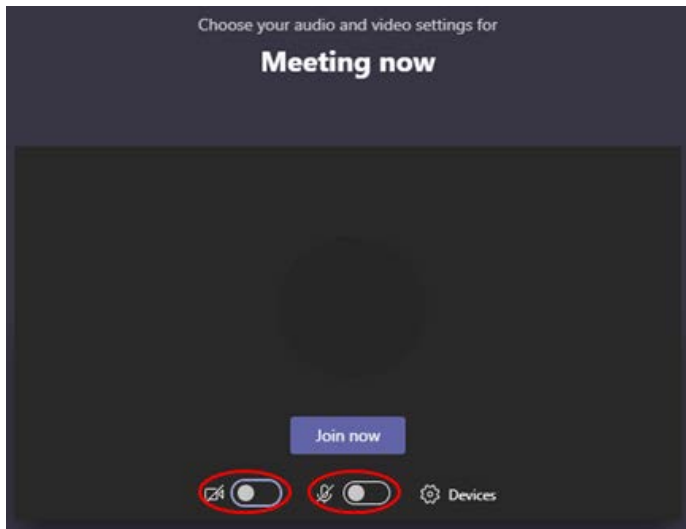


If you open the meeting from Teams, you will join the meeting in Teams.


3. If you want to use your browser, click 'Continue on this browser.'



4. Click 'Join now'. Please remember to turn off your video and mute your microphone as soon as you connect.



5. During the Microsoft Teams Meeting you can chat and ask questions in real time by clicking the speaking bubble.



Please remember that these meetings will be recorded and posted to the North Vancouver's School District website.